

Kent LTD.

2026



KENT LTD.

Contents



KENT LTD.

Foreword

We are delighted to present the first Kent LTD. report, providing a comprehensive insight into Kent's largest privately owned businesses and the vital role they play in the county's economy.

Kent combines the scale of one of England's largest counties with a unique strategic position as the UK's gateway to international trade. With a population of over 1.8 million people and close integration with the London and South East economy, Kent supports a diverse and resilient business environment spanning logistics, manufacturing, consumer markets, healthcare and professional services.

The Kent LTD. 2026 report provides a timely and data-led insight into the performance of the county's largest privately owned businesses – organisations that collectively form the backbone of the regional economy. The Top 100 companies generated £12.5bn in turnover and employed over 51,700 people, illustrating the scale of the mid-market and privately owned sector's contribution to economic output, employment and local communities.

The results reflect a year of both progress and pressure. Overall turnover increased by 4.9%, demonstrating continued demand across many sectors, while employment rose by 8.5%, highlighting ongoing business confidence and investment in people. Overall EBITDA declined by 9.8%, mirroring the wider economic environment as businesses contend with rising input costs, wage inflation and persistent margin pressure. Average wages across the Top 100 increased by 4.1%, broadly aligning with county-wide trends driven by skills shortages in logistics, construction, healthcare and professional services.

Consumer-facing businesses, supported by Kent's large population base and visitor economy, delivered strong 10.2% turnover growth, while Business Support Services expanded employment at pace, reflecting increased demand for specialist and outsourced services. In contrast, Manufacturing & Industrial and Real Estate & Construction businesses experienced EBITDA pressure despite solid revenue growth, highlighting the capital-intensive nature of these sectors and ongoing cost volatility.

Kent's international footprint remains a key strength. The report highlights 25 internationally owned businesses operating within the county, generating a combined £16.8bn in turnover. These organisations play a vital role in employment, innovation and infrastructure investment, further reinforcing Kent's position as a globally connected business hub.

We offer our sincere congratulations to all the businesses featured in this year's Kent LTD report. Their performance, resilience and continued investment underline the vital role privately owned companies play in driving employment, innovation and prosperity across the county. Each organisation showcased here contributes to Kent's reputation as a dynamic, ambitious and strategically important region for the UK economy, and we are proud to recognise their achievements.



Martin Verrall

Tax Partner and Gatwick
Office Practice Leader



Jon Oakey

Audit Partner

KENT LTD.

About

Kent LTD. is part of an annual series of business analysis by UK county which seeks to highlight and celebrate some of the county's most successful, privately owned businesses, and provide them with the recognition they deserve for their contribution to the region and wider UK economy.

We begin this report by reviewing the county's 100 largest privately owned companies, based upon turnover, providing an insight into the scale of Kent's privately owned and PE backed business community. In analysing the financial performance of the region, we have also looked at two core metrics over 3 years:

- growth in turnover; and
- average EBITDA (earnings before interest, tax, depreciation and amortisation) margin.

We have chosen to look at these two metrics as they provide an indication of scale of the businesses in the region as well as the contribution to the economy. The report highlights the top 25 within each category, providing a yardstick against which the county can assess its economic performance, and businesses can benchmark themselves against their peers. Finally, we look at Kent's largest international businesses who are significant contributors to the local economy.

Our methodology explained

Kent LTD. 2026 is compiled using the most recent publicly available accounts (as of 4th February 2026) of Kent's private businesses.

The report excludes companies that are listed, owned by listed businesses, schools, trusts, charities, and businesses that are subsidiaries of overseas companies. We have also compared our data with prior year results to provide an insight into economic trends across sectors.

Inevitably, there is an unavoidable time delay between the availability of data utilised and the ultimate presentation of this report, alongside differing year-ends to consider.

KENT LTD.

At a glance

Turnover range

£44.3m - £900m



Fixed assets
£6.8bn

↑ **+26%**
from PY



Employees
51,717

↑ **+8.5%**
from PY



Turnover
£12.5bn

↑ **+4.9%**
from PY



EBITDA
£667m

↓ **-9.8%**
from PY



Long-term debt
£4.2bn

↑ **+18.5%**
from PY



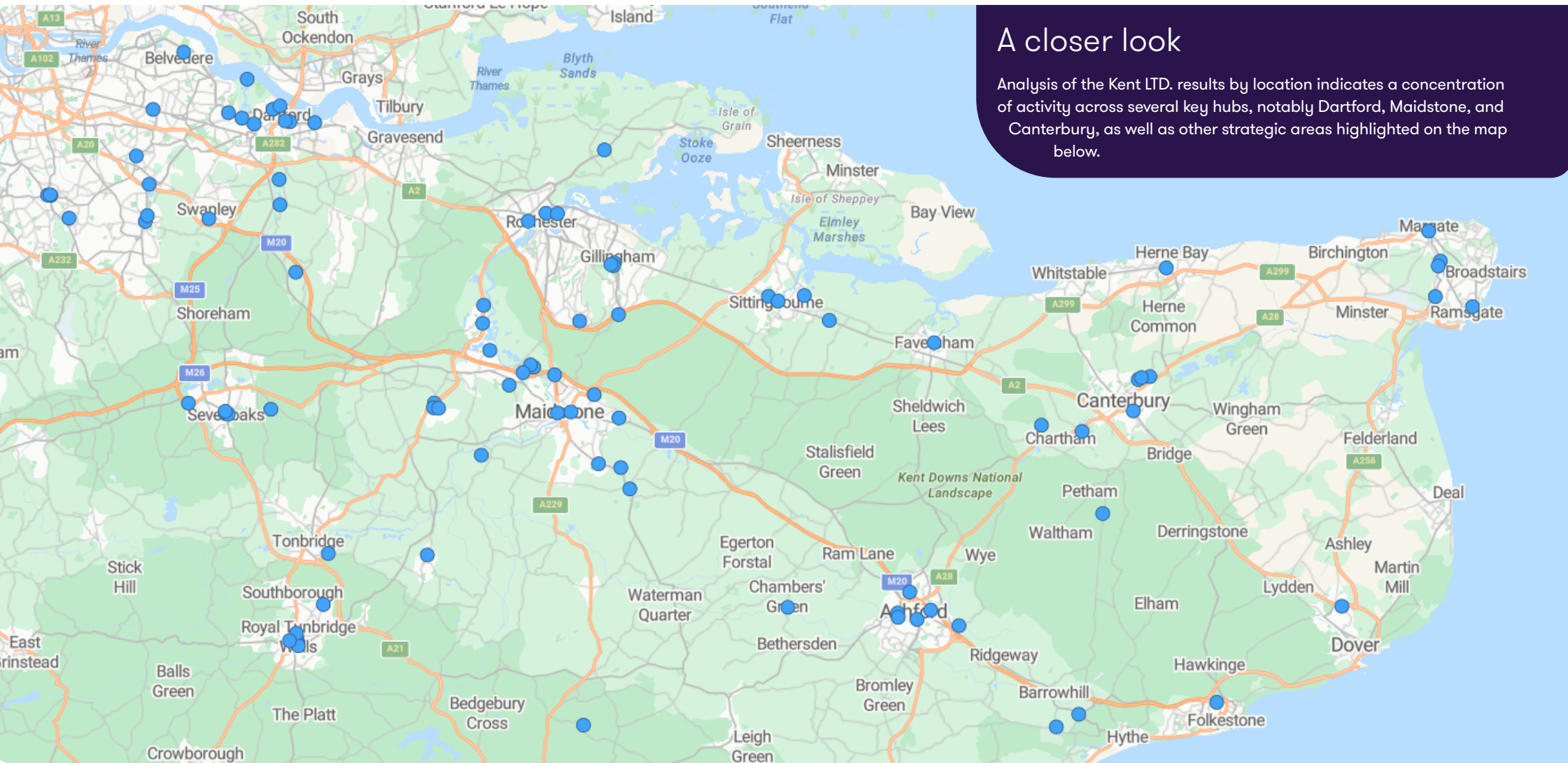
Shareholder funds
£3bn

↑ **+31.4%**
from PY



Average wages
£34k

↑ **+4.1%**
from PY



A closer look

Analysis of the Kent LTD. results by location indicates a concentration of activity across several key hubs, notably Dartford, Maidstone, and Canterbury, as well as other strategic areas highlighted on the map below.

Top 100 companies

Our Top 100 list is compiled using the most recent publicly available accounts as at 4th February 2026 and is based on those businesses which are both owned and managed within the county.

01 - 20

- 01 BLUEBELL CARS TOPCO LIMITED
- 02 MARKERSTUDY GROUP HOLDINGS LIMITED
- 03 FRESCA GROUP LIMITED
- 04 HOLIDAY EXTRAS INVESTMENTS LIMITED
- 05 SPRITESTORE LIMITED
- 06 BISCHOFF (HOLDINGS) LIMITED
- 07 SOUTH EAST WATER LIMITED
- 08 DORMOLE LIMITED
- 09 SYMMETRY LOGISTICS HOLDINGS LIMITED
- 10 BRETT GROUP HOLDINGS LIMITED
- 11 BARRETTS TOP CO LIMITED
- 12 GREOSN LTD
- 13 VINE MEATS LTD
- 14 W B C F HOLDINGS LIMITED
- 15 TRANS GLOBAL LIMITED
- 16 SHEPHERD NEAME LIMITED
- 17 LIND GROUP HOLDING COMPANY LIMITED
- 18 2GETHER SUPPORT SOLUTIONS LIMITED
- 19 HEATHCOTE HOLDINGS LIMITED
- 20 W.J.KING(GARAGES)LIMITED

21 - 40

- 21 PAYDENS GROUP HOLDINGS LIMITED
- 22 ERSG HOLDINGS LTD
- 23 TRANS GLOBAL PROJECTS GROUP LIMITED
- 24 MTS CLEANSING GROUP LIMITED
- 25 TAWIN HOLDINGS LIMITED
- 26 CHARTWAY PARTNERSHIPS GROUP LIMITED
- 27 MCG (HOLDINGS) LTD
- 28 PRIORITY FREIGHT HOLDINGS LIMITED
- 29 TYROLESE (751) LIMITED
- 30 COOK TRADING LIMITED
- 31 HAYNES BROTHERS,LIMITED
- 32 EAGLECLIFF LIMITED
- 33 P A CROCKER LIMITED
- 34 GALLAGHER GROUP HOLDINGS LTD
- 35 BLU3 (HOLDINGS) LIMITED
- 36 AGROFERTRANS LTD.
- 37 RUMWOOD GREEN FARM LTD
- 38 CITIPOST HOLDINGS LIMITED
- 39 CHILDRENSALON GROUP LIMITED
- 40 FAITHDEAN PLC

41 - 60

- 41 BECKET HOLDINGS LTD
- 42 FAIRCLOTH HOLDINGS LIMITED
- 43 CHANNEL COMMERCIALS KENT LTD
- 44 INTEGRATED SERVICE SOLUTIONS LIMITED
- 45 MAGROCK GROUP LIMITED
- 46 FRIDAYS LIMITED
- 47 BRIGADE HOLDINGS LIMITED
- 48 R.SWAIN & SONS LIMITED
- 49 BATHROOM BRANDS LIMITED
- 50 CAPITAL CONCRETE LIMITED
- 51 JGC TRADING LIMITED
- 52 FERNS SURFACING LIMITED
- 53 CMT EQUIPMENT LIMITED
- 54 HALSION HOLDINGS LIMITED
- 55 GALAMAST LIMITED
- 56 PARKERSTEEL LIMITED
- 57 VIDAFRESH LIMITED
- 58 THAMES MOTOR GROUP LIMITED
- 59 THE CHANGE ORGANISATION LIMITED
- 60 MULTI SERVICES HOLDINGS LIMITED

KENT LTD.

Top 100 companies

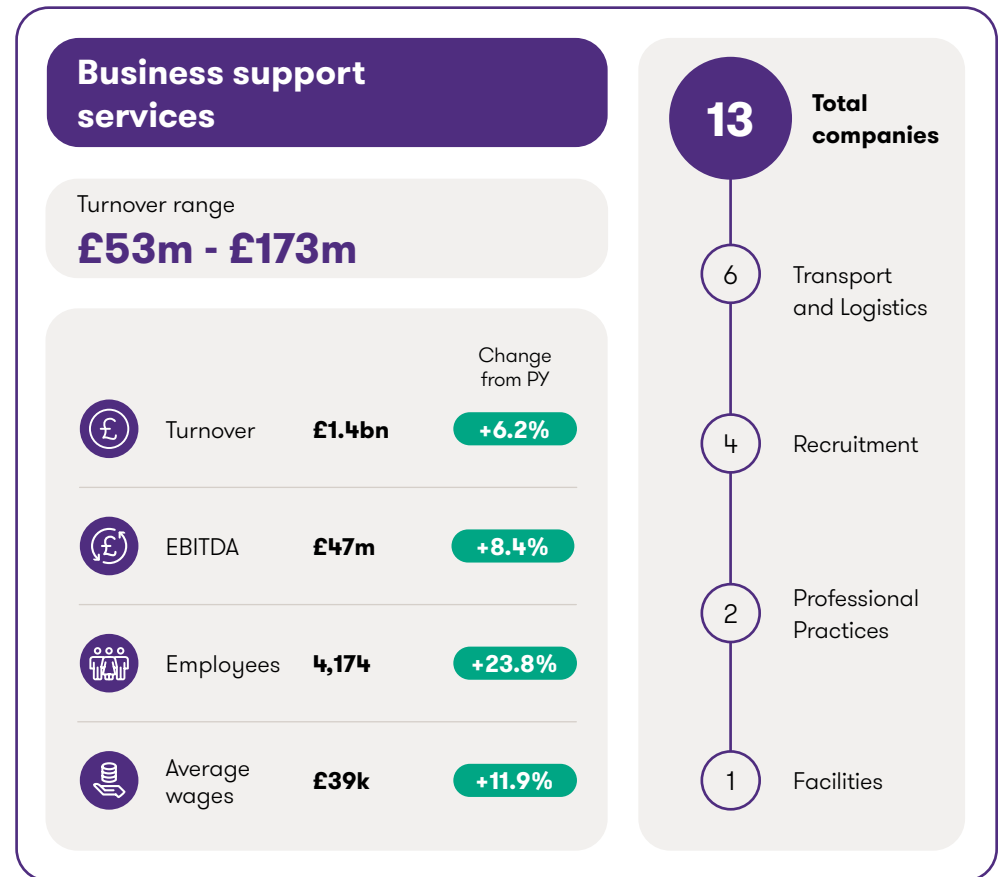
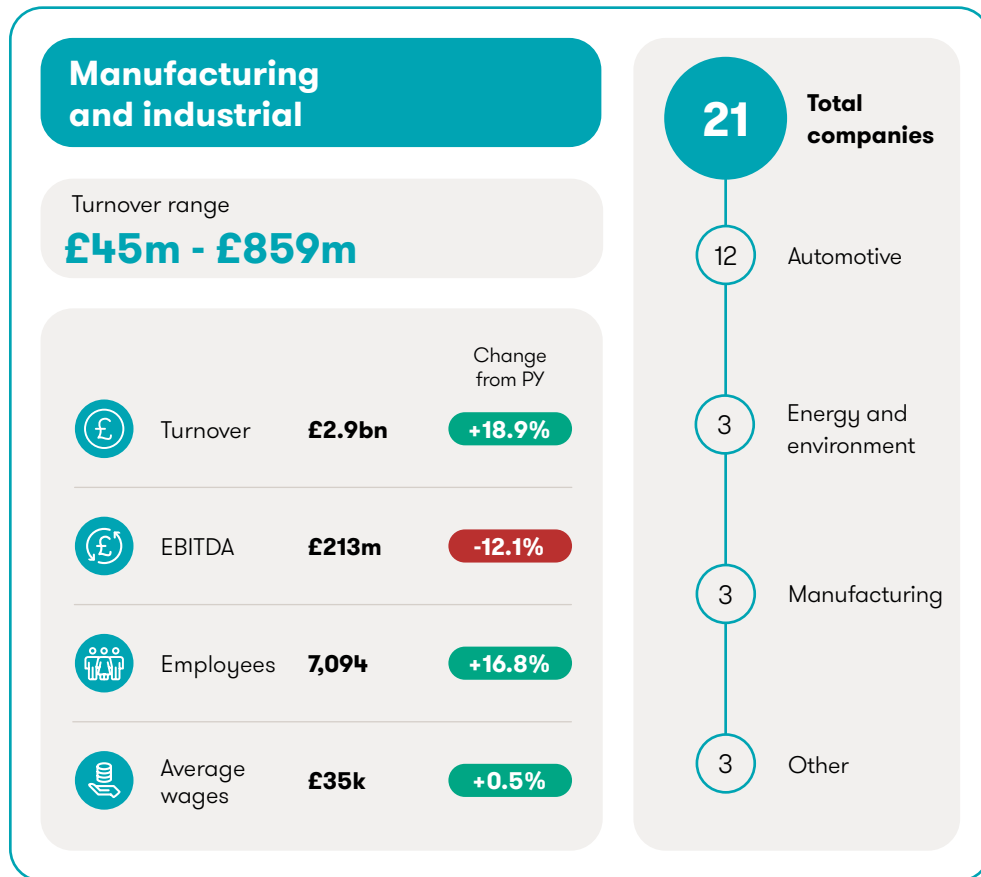
61 - 80

- 61 JENNER GROUP LIMITED
- 62 A.C. GOATHAM AND SON LIMITED
- 63 ARACHNE HOLDCO (UK) LIMITED
- 64 BJF GROUP LIMITED
- 65 ACR UK HOLDINGS LTD
- 66 MSV GROUP LIMITED
- 67 SUNSPOT TOURS LIMITED
- 68 LIPSCOMB HOLDINGS LIMITED
- 69 GRIFFIN & BRAND (EUROPEAN) LIMITED
- 70 LIME GROVES (SITTINGBOURNE) LTD
- 71 WW MARTIN LTD
- 72 SOLSTOR HOLDINGS LIMITED
- 73 NLA MEDIA ACCESS LIMITED
- 74 FUEL OILS ENTERPRISES LIMITED
- 75 HAND PICKED HOTELS LIMITED
- 76 SWAN MILL (HOLDINGS) LIMITED
- 77 TTG TOPCO LIMITED
- 78 MOTE HALL LTD
- 79 HORNBY LIMITED
- 80 MUST HAVE IDEAS LTD

81 - 100

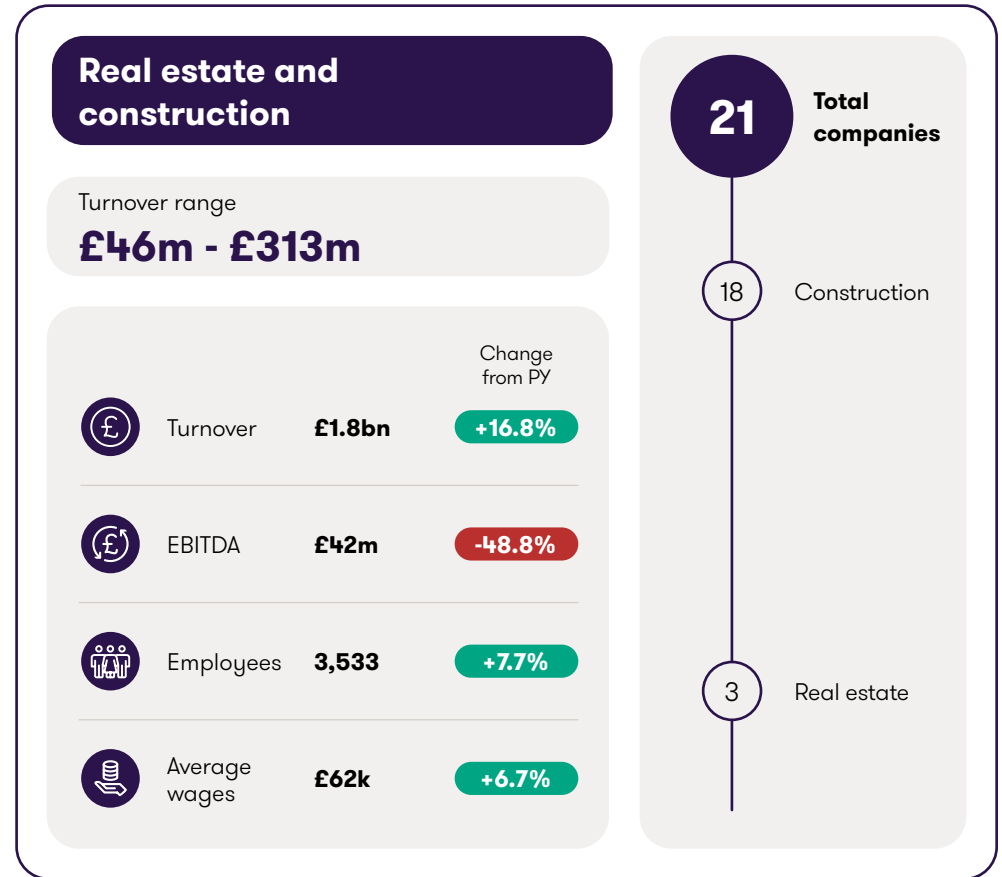
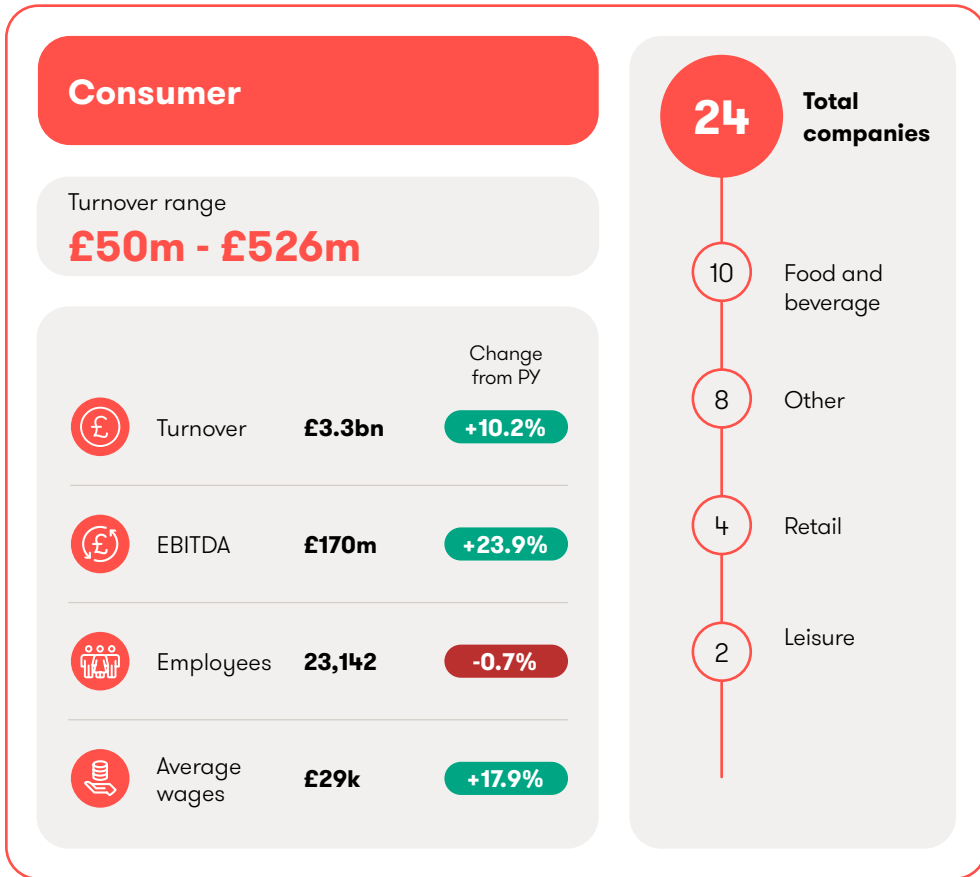
- 81 THE AD CONSTRUCTION GROUP LIMITED
- 82 ENNOGEN HOLDINGS LIMITED
- 83 VALOUR BIDCO LIMITED
- 84 SYLVAGEN LIMITED
- 85 CRIPPS LLP
- 86 A.P.M. HOLDINGS LIMITED
- 87 WALKER CONSTRUCTION (U.K.) LIMITED
- 88 LSP RENEWABLES LIMITED
- 89 BENNETT OPIE, LIMITED
- 90 LAWTECH GROUP LIMITED
- 91 KINGSHEATH CONSTRUCTION LIMITED
- 92 WATKINS M & E GROUP LTD
- 93 WATTS FARMS FRESH PRODUCE HOLDINGS LIMITED
- 94 KIMS HOSPITAL LIMITED
- 95 ALLTASK LIMITED
- 96 JAYAR COMPONENTS LIMITED
- 97 NRLB LIMITED
- 98 RELIABLE CONTRACTORS LIMITED
- 99 CROWN PRODUCTS (KENT) LIMITED
- 100 ALLEN INVESTMENT GROUP LTD

Sector breakdown*



*where 2 or more businesses featured.





Sector breakdown



Sector breakdown

Technology, media and telecomms

Turnover range
£72m - £80m

			Change from PY
	Turnover	£152m	+11.1%
	EBITDA	£9m	+7.8%
	Employees	360	+2.9%
	Average wages	£55k	+11.8%

2





Total companies

2

Technology

Private healthcare

Turnover range
£49m - £64m

			Change from PY
	Turnover	£170m	+25.6%
	EBITDA	£32m	+130.2%
	Employees	679	+15.3%
	Average wages	£31k	-1.0%

3

Total companies

2

Pharma and biotech

1

Healthcare services

KENT LTD.

Fastest growing businesses by turnover growth

We review the top 25 businesses in the region based on turnover growth over a 3-year period.

01 - 15

- 01 SUNSPOT TOURS LIMITED
- 02 MERVYN MAYES LTD
- 03 CORBENS PLACE LIMITED
- 04 THE HARRY LEVY GROUP LIMITED
- 05 TRADIS LTD
- 06 MARKERSTUDY GROUP HOLDINGS LIMITED
- 07 BROMCOM COMPUTERS PLC
- 08 ALBATROSS GROUP LIMITED
- 09 KUFLINK GROUP LIMITED
- 10 RELIABLE CONTRACTORS LIMITED
- 11 MAISON MAURICE LIMITED
- 12 BJF GROUP LIMITED
- 13 LAWTECH GROUP LIMITED
- 14 ENNOGEN HOLDINGS LIMITED
- 15 GENCO CONSTRUCTION SERVICES LTD

16 - 25

- 16 RVT GROUP LIMITED
- 17 OPUS CARE HOLDINGS LIMITED
- 18 THORLEY TAVERNS LIMITED
- 19 OVENDEN EARTHMOVING CO LTD
- 20 SPRITESTORE LIMITED
- 21 MID KENT ELECTRICAL ENGINEERING COMPANY LIMITED
- 22 SHEPHERD NEAME LIMITED
- 23 FAIRCLOTH HOLDINGS LIMITED
- 24 CENTURY CONSTRUCTION GROUP LIMITED
- 25 LINDEN (MANSE FARM) LLP

Fastest growing by average EBITDA margin

We also look at the 25 fastest growing businesses with the highest EBITDA (earnings before interest, tax, depreciation and amortisation) CAGR growth percentage as per their latest accounts (over a 3-year period), whereby the latest year EBITDA is greater than £1m.

01 - 15

- 01 COLLINS LADYWELL LIMITED
- 02 L'ARTISAN DU CHOCOLAT LIMITED
- 03 HOLIDAY EXTRAS INVESTMENTS LIMITED
- 04 MAISON MAURICE LIMITED
- 05 GENCO CONSTRUCTION SERVICES LTD
- 06 M.J. ALLEN CASTINGS AND MACHINING LTD
- 07 VALOUR BIDCO LIMITED
- 08 ERSG HOLDINGS LTD
- 09 SUNSPOT TOURS LIMITED
- 10 IDSH LIMITED
- 11 CAPITAL CONCRETE LIMITED
- 12 FRIDAYS LIMITED
- 13 HARRIS VENTURES LIMITED
- 14 RELIABLE CONTRACTORS LIMITED
- 15 ALLTASK LIMITED

16 - 25

- 16 ENNOGEN HOLDINGS LIMITED
- 17 MERVYN MAYES LTD
- 18 THE HARRY LEVY GROUP LIMITED
- 19 BRONZESHIELD LIFTING LIMITED
- 20 CORBENS PLACE LIMITED
- 21 CENTURY CONSTRUCTION GROUP LIMITED
- 22 TRANS GLOBAL PROJECTS GROUP LIMITED
- 23 HEALTHCARE INVESTMENT GROUP LIMITED
- 24 LAWTECH GROUP LIMITED
- 25 INTEGRA CONTRACTS LIMITED

International contributors

International companies are significant contributors to the overall health of Kent's economy. This year we're shining a spotlight on the 25 largest subsidiaries of internationally owned companies by turnover in the county.

01 - 15

- 01 SYSCO GB LIMITED
- 02 GROUP 1 AUTOMOTIVE UK LIMITED
- 03 LAING O'ROURKE PLC.
- 04 MAZDA MOTORS UK LIMITED
- 05 F M CONWAY LIMITED
- 06 PFIZER LIMITED
- 07 CHANNEL TUNNEL GROUP LIMITED(THE)
- 08 FL CAPITAL HOLDINGS LIMITED
- 09 JAZZ PHARMACEUTICALS OPERATIONS UK LIMITED
- 10 BERRY GARDENS LIMITED
- 11 MEGGER GROUP LIMITED
- 12 WESTFALIA FRUIT UK LIMITED
- 13 S.C.A. - SHIPPING CONSULTANTS ASSOCIATED LTD.
- 14 HENRY SCHEIN UK HOLDINGS LIMITED
- 15 P&O SHORT SEA FERRIES LIMITED

16 - 25

- 16 CHURCH & DWIGHT UK LIMITED
- 17 SINCH UK LTD.
- 18 ICU MEDICAL INTERNATIONAL LIMITED
- 19 TYSON FOODS UK HOLDING LTD
- 20 AFRICA EXPRESS LINE LIMITED
- 21 BEL UK LIMITED
- 22 FERDINAND BILSTEIN UK LIMITED
- 23 MANZANA BIDCO LIMITED
- 24 EUROPEAN PRESTIGE UK LIMITED
- 25 CABOT FINANCIAL (EUROPE) LIMITED

Total turnover

£16.8bn



USA



Switzerland



Ireland



South Africa



Japan



Italy



France



Sweden



UAE



Germany

About Grant Thornton

What does a business need now?
An adviser that offers a different
experience. A better experience.
One that delivers technical expertise
and a service that goes beyond.
Personal, proactive, and agile.

That's Grant Thornton.

We are the UK member firm of a global network that employs 76,000 people in 150 markets. We combine global scale with local insight and understanding to give you the assurance, tax, and advisory services you need to realise your ambitions.

We go beyond business as usual, so you can too. We make business more personal by investing in building relationships.

Whether you're growing in one market or many, you consistently get a great service you can trust. We work at a pace that matters – yours – bringing both flexibility and rigour. We celebrate fresh thinking and diverse perspectives to bring you proactive insights and positive progress.

5,000+

UK employees

200+

UK partners

£759m

Turnover

23

UK offices

76,000

People worldwide

61%

FTSE 100 are non-audit clients

KENT LTD.

Meet our team



Julian Ayling-Rouse

Director

T +44 (0)129 355 4143

E julian.ayling-rouse@uk.gt.com



Heather Boden

Audit Director

T +44 (0)129 355 4137

E heather.c.boden@uk.gt.com



Esme Butcher

Tax Director

T +44 (0)129 355 4132

E esme.butcher@uk.gt.com



Thomas Harrison

Audit Director

T +44 (0)129 355 4107

E thomas.j.harrison@uk.gt.com



Jon Maile

Audit Partner

T +44 (0)129 355 4034

E jon.maile@uk.gt.com



Jon Oakey

Audit Partner

T +44 (0)129 355 4068

E jon.p.oakey@uk.gt.com



Isabel Thomas

International Tax Director

T +44 (0)129 355 4028

E isabel.r.thomas@uk.gt.com



Martin Verrall

Tax Partner and Gatwick Office
Practice Leader

T +44 (0)129 355 4087

E martin.verrall@uk.gt.com

© 2026 Grant Thornton UK LLP and Grant Thornton UK Advisory & Tax LLP. All rights reserved.

“Grant Thornton” refers to the brand under which the Grant Thornton member firms provide assurance, tax and advisory services to their clients and/or refers to one or more member firms, as the context requires. Grant Thornton UK LLP and Grant Thornton UK Advisory & Tax LLP are member firms of Grant Thornton International Ltd (GTIL). GTIL and the member firms are not a worldwide partnership. GTIL and each member firm is a separate legal entity. Services are delivered by the member firms. GTIL does not provide services to clients. GTIL and its member firms are not agents of, and do not obligate, one another and are not liable for one another’s acts or omissions. This publication has been prepared only as a guide. No responsibility is accepted by us for loss occasioned to any person acting or refraining from acting as a result of any material in this publication. DTSK-13393

