

Hampshire LTD.

2026



HAMPSHIRE LTD.

Contents



HAMPSHIRE LTD.

Foreword

Hampshire sits at the heart of one of the UK's most economically significant regions.

With a population of over 1.9 million people, high employment levels and a diverse business base spanning advanced manufacturing, professional services, technology, healthcare and logistics, the county continues to play a vital role in the South East and national economy. Employment rates in Hampshire remain consistently above the UK average, reflecting the strength and resilience of its labour market.

Against this backdrop, the businesses featured in Hampshire LTD 2026 provide a powerful illustration of how the county's private sector is contributing to economic output, job creation and investment. Collectively, Hampshire's Top 100 privately owned businesses generated £42.4 billion of turnover, delivering 3.8% year-on-year growth, and employing more than 130,000 people, with employment levels increasing by 5.2% over the last year. Average wages rose by around 5%, underlining continued competition for talent across the county's key sectors.

While revenue growth remains positive, the data also reflects the challenges facing businesses both locally and nationally. Aggregate EBITDA across the Top 100 declined by 40.2%, highlighting the impact of inflationary pressures, higher input costs and investment cycles seen across the wider UK economy. Encouragingly, balance sheets remain relatively robust, with total fixed assets of £25 billion and a reduction in long-term debt, signalling prudent financial management and long-term confidence.

The report reinforces the breadth of Hampshire's economy. Manufacturing and industrial businesses continue to underpin regional output, while business support services, consumer, technology and private healthcare all make significant contributions to employment and growth – mirroring trends seen across the wider Hampshire and Solent economy. Real estate and construction stands out for growth momentum, reflecting ongoing development and infrastructure investment across the county.

Alongside scale, this report also celebrates momentum and entrepreneurship. Our analysis of the top 25 businesses by three-year turnover growth and top 25 by EBITDA margin highlights a cohort of agile, high-performing businesses across leisure, healthcare and technology, demonstrating Hampshire's ability to generate sustained growth across a diverse range of sectors.

Finally, Hampshire's global connections remain a defining strength. The county is home to major international operations, with the top 25 international contributors generating £32.6 billion of turnover, reinforcing Hampshire's position as a globally connected hub within the UK economy.

We extend our congratulations to every business featured in this year's Hampshire LTD report. Being recognised among Hampshire's leading private companies is a significant achievement and a testament to the innovation, commitment and resilience shown by management teams and employees alike. These businesses are central to Hampshire's continued economic success, and we are delighted to celebrate their achievements.



Nigel Le Bas
Corporate Finance Director



Matthew Hicken
Audit Director

HAMPSHIRE LTD.

About

Now in its second year, Hampshire LTD forms part of a series of county-level analysis designed to showcase and celebrate some of the region's most successful, privately owned businesses. The initiative aims to give businesses the recognition they deserve for their contribution to both the local economy and the wider UK market.

This report introduces a new feature: an overview of Hampshire's 100 largest privately owned companies, ranked by turnover. This provides valuable insight into the scale and strength of the county's privately owned and PE backed business community.

As in our previous report, in analysing the region's financial performance, we have also looked at two core metrics over a three-year period:

- Turnover growth; and
- Average EBITDA (earnings before interest, tax, depreciation and amortisation) margin.

We selected these two metrics because they provide an indication of scale of the businesses in the region as well as the contribution to the economy. The report showcases the top 25 performers in each category, creating a benchmark for the county to measure the economic progress and enabling businesses to compare their performance against peers.

Finally, the report highlights Hampshire's leading international contributors – organisations that make a significant impact on the local economy.

Our methodology explained

Hampshire LTD 2026 is compiled using the most recent publicly available accounts (as of 4th February 2026) of the region's private businesses.

The report excludes companies that are listed, owned by listed businesses, schools, trusts, charities, and businesses that are subsidiaries of overseas companies. We have also compared our data with prior year results to provide an insight into economic trends across sectors.

Inevitably, there is an unavoidable time delay between the availability of data utilised and the ultimate presentation of this report, alongside differing year-ends to consider.

HAMPSHIRE LTD.

At a glance

Turnover range

£45.3m - £13.9bn



Fixed assets
£25bn

↓ -2.5%
from PY



Employees
130,224

↑ +5.2%
from PY



Turnover
£42.4bn

↑ +3.8%
from PY



EBITDA
£2bn

↓ -40.2%
from PY



Long-term debt
£24.4bn

↓ -3.8%
from PY



Shareholder funds
£2.7bn

↓ -30.0%
from PY

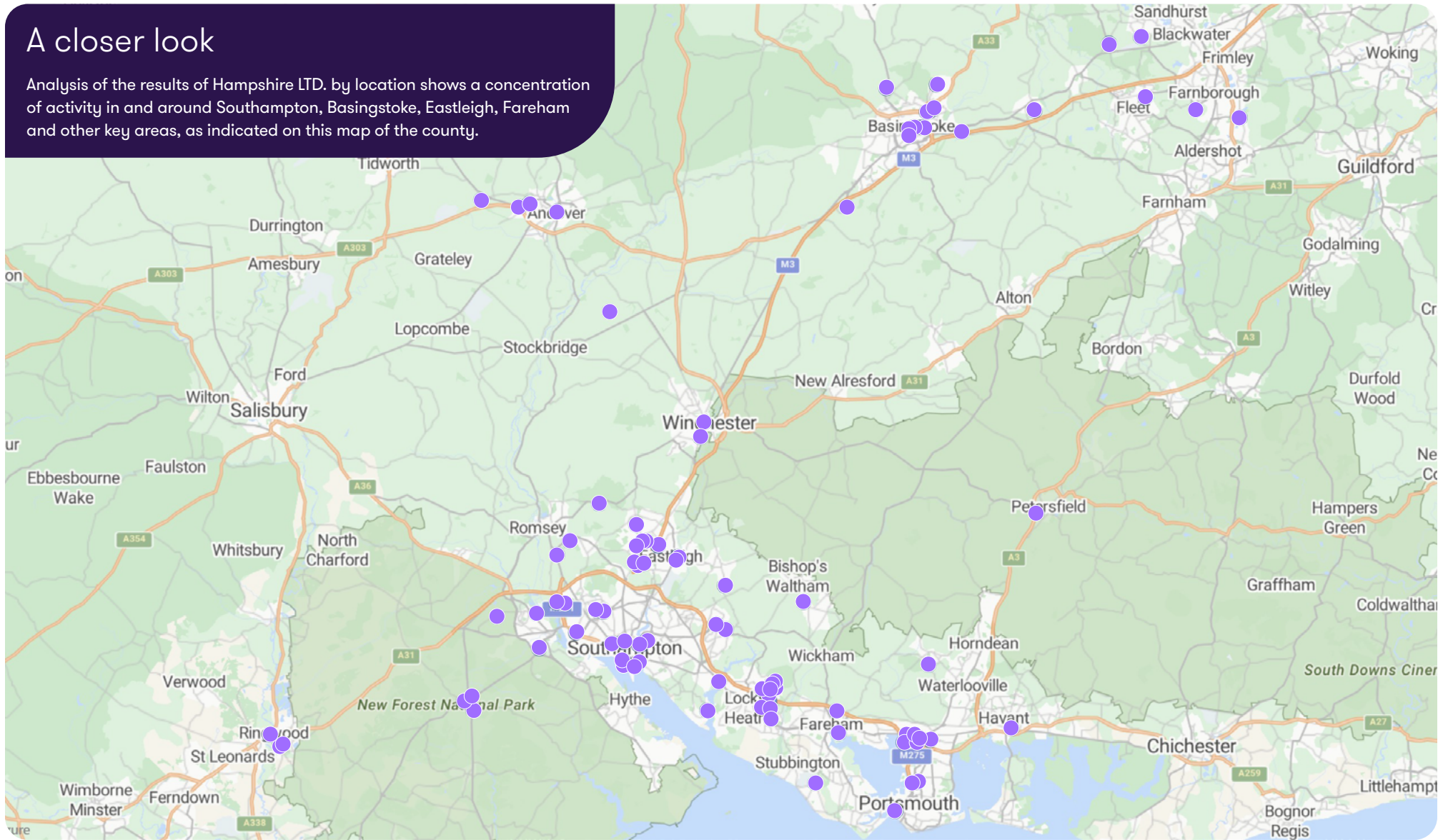


Average wages
£43.7k

↑ +5.0%
from PY

A closer look

Analysis of the results of Hampshire LTD. by location shows a concentration of activity in and around Southampton, Basingstoke, Eastleigh, Fareham and other key areas, as indicated on this map of the county.



Top 100 companies

Our Top 100 list is compiled using the most recent publicly available accounts as at 4th February 2026 and is based on those businesses which are both owned and managed within the county.

01 - 20

- 01 INEOS INDUSTRIES LIMITED
- 02 CONSTELLATION AUTOMOTIVE HOLDINGS LIMITED
- 03 SPECSAVERS OPTICAL SUPERSTORES LIMITED
- 04 AA LIMITED
- 05 LUXION GROUP LIMITED
- 06 NATS HOLDINGS LIMITED
- 07 SNOWS BUSINESS HOLDINGS LIMITED
- 08 BELL MICROSYSTEMS LIMITED
- 09 COMBINED INDEPENDENTS (HOLDINGS) LIMITED
- 10 REPAIR TOPCO UK LIMITED
- 11 EMERY OLEOCHEMICALS UK LIMITED
- 12 STANNAH LIFTS HOLDINGS LIMITED
- 13 RICHMOND CARS LIMITED
- 14 PARTRIDGE OF HAMPSHIRE HOLDINGS LIMITED
- 15 THE WORKDRY GROUP
- 16 LIQUID FRIDAY LIMITED
- 17 CARSA HOLDINGS LIMITED
- 18 ELLIOTT BAXTER HOLDINGS LIMITED
- 19 JUST DEVELOP IT LIMITED
- 20 SOVEREIGN HOUSING DESIGN AND BUILD LIMITED

21 - 40

- 21 SOLO TOPCO LIMITED
- 22 ORDNANCE SURVEY LIMITED
- 23 R W ARMSTRONG HOLDINGS LIMITED
- 24 SAINT TOPCO LIMITED
- 25 PC MOTOR GROUP (HOLDINGS) LIMITED
- 26 CRESCENT PHARMACEUTICALS LIMITED
- 27 AHMAD TEA (UK) LIMITED
- 28 SAFTDWIN LIMITED
- 29 XELGH LIMITED
- 30 CENTERPRISE INTL HOLDINGS LIMITED
- 31 IGLU.COM LIMITED
- 32 COVELYA GROUP LIMITED
- 33 EVOLUTION FINCO LIMITED
- 34 WILLIAMS TRADE SUPPLIES HOLDINGS LIMITED
- 35 TRANT HOLDING COMPANY LIMITED
- 36 KNIGHTS BROWN GROUP HOLDINGS LIMITED
- 37 MILLBROOK HEALTHCARE HOLDINGS LIMITED
- 38 CLEANSING SERVICE GROUP LIMITED
- 39 HUNT HOLDCO LIMITED
- 40 ENVISAGE DENTAL UK LIMITED

41 - 60

- 41 NETLOC HOLDINGS LIMITED
- 42 OIL SPILL RESPONSE LIMITED
- 43 BARGATE HOMES LIMITED
- 44 BUCKLAND GROUP LIMITED
- 45 ELLIOTT BROTHERS (BUILDERS MERCHANTS) LIMITED
- 46 REILLY JDM HOLDINGS LIMITED
- 47 ROSY TOPCO LIMITED
- 48 WIGHTLINK LIMITED
- 49 TRADMET LIMITED
- 50 YARLINGTON HOMES LIMITED
- 51 SIMPLYHEALTH PEOPLE LIMITED
- 52 CATHEDRAL TOPCO LIMITED
- 53 ROBIN APPEL LIMITED
- 54 DENALI BIDCO LIMITED
- 55 UHS ESTATES LIMITED
- 56 SUPREME FREIGHT SERVICES LIMITED
- 57 BPG SOLUTIONS LTD
- 58 COLLARD GROUP LIMITED
- 59 HILLIER NURSERIES LIMITED
- 60 OYSTER YACHTS HOLDINGS LIMITED

Top 100 companies

61 - 80

- 61 CARRINGTON WEST HOLDINGS LIMITED
- 62 HIGHWOOD GROUP HOLDINGS LIMITED
- 63 CLF DISTRIBUTION LIMITED
- 64 SEROCOR INVESTMENTS LIMITED
- 65 ABL CAPITAL INVESTMENTS LTD
- 66 CLIVE BARFORD LIMITED
- 67 WINGATE LIMITED
- 68 CLARKE WILLMOTT LLP
- 69 KAMM (HOLDINGS) LIMITED
- 70 MAIN STREET INVESTMENTS LIMITED
- 71 AMIRI GROUP LIMITED
- 72 BLAKE MORGAN GROUP LLP
- 73 J.CHANDLER & COMPANY(BUCKFAST),LIMITED
- 74 CV-LIBRARY HOLDINGS LIMITED
- 75 ANCASTA TOPCO LIMITED
- 76 RED FUNNEL LIMITED
- 77 BD-C INCLINE MIDCO LIMITED
- 78 DRAPER TOOL GROUP LIMITED(THE)
- 79 RIDOWN CAPITAL LIMITED
- 80 PETERS & MAY GROUP LIMITED

81 - 100

- 81 FUSION PEOPLE LIMITED
- 82 OUTRIGHT GAMES LIMITED
- 83 P.M.C. CONSTRUCTION AND DEVELOPMENT SERVICES LIMITED
- 84 HUGHES & SALVIDGE DEMOLITION LIMITED
- 85 TURING MIDCO 1 LIMITED
- 86 BENIFEX LIMITED
- 87 POLYSTAR PLASTICS LIMITED
- 88 J & B HOPKINS LIMITED
- 89 HORSE HEALTH WESSEX HOLDINGS LIMITED
- 90 TAG AVIATION (UK) LIMITED
- 91 THE PIG HOTEL GROUP LIMITED
- 92 PORTSMOUTH WATER LIMITED
- 93 PREMIER MARINAS LIMITED
- 94 HARTFORD CARE GROUP LIMITED
- 95 WINCHESTER MOTOR COMPANY LIMITED
- 96 BLUEPRINT RECRUITMENT SOLUTIONS LTD
- 97 UNICOM (2015) LIMITED
- 98 QUBA SOLUTIONS LIMITED
- 99 MOUNTJOY HOLDINGS LIMITED
- 100 MIMI & MARBLE HOLDINGS LIMITED

Sector breakdown

Manufacturing and industrial

Turnover range
£45.3m - £13.9bn

		Change from PY
Turnover	£19.5bn	+2.2%
EBITDA	£153m	-91.8%
Employees	27,944	+3.4%
Average wages	£68k	+2.4%

24 Total companies

- 8 Automotive
- 6 Energy and environment
- 3 Other
- 2 Aerospace
- 2 Manufacturing
- 2 Oil and gas
- 1 Mining

Business support services

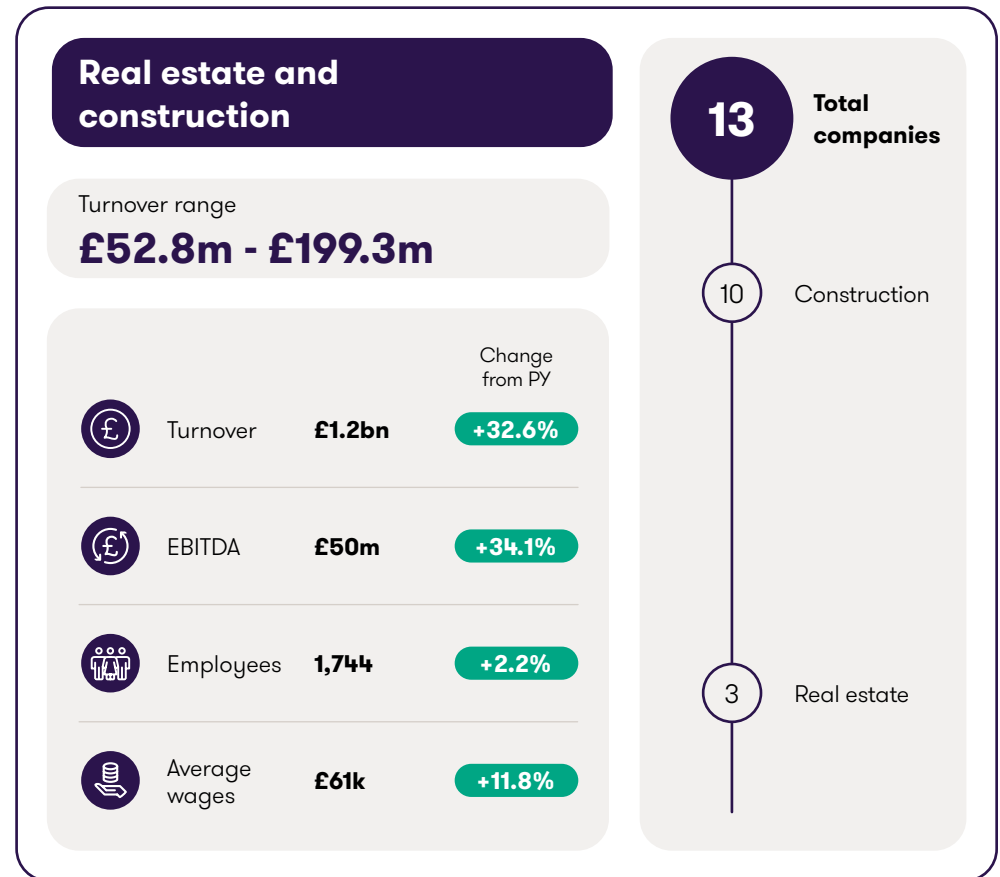
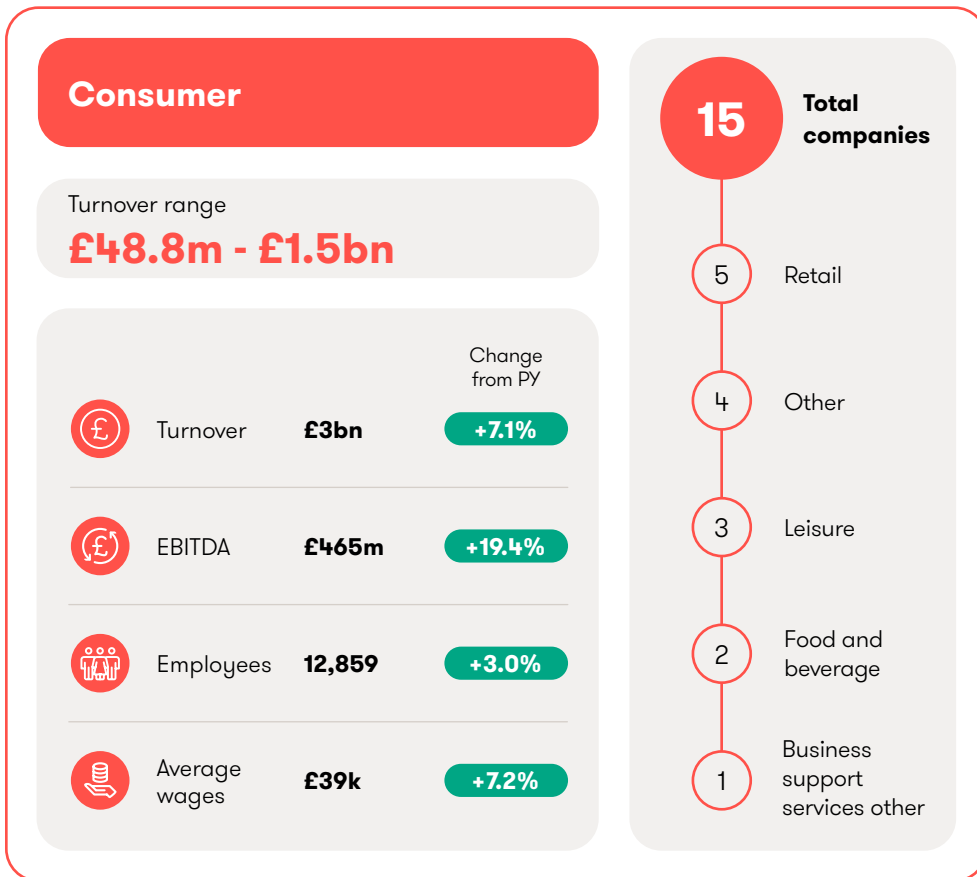
Turnover range
£45.7m - £349.4m

		Change from PY
Turnover	£2.4bn	+15.6%
EBITDA	£211m	+2511.7%
Employees	9,938	+13.2%
Average wages	£50k	+4.5%

22 Total companies

- 13 Other
- 4 Recruitment
- 3 Professional Practices
- 2 Facilities

Sector breakdown







Sector breakdown

Technology, media and telecomms

Turnover range

£46.7m - £506.8m





			Change from PY
	Turnover	£1bn	-32.1%
	EBITDA	£80m	-13.5%
	Employees	2,860	+13.8%
	Average wages	£52k	+6.5%

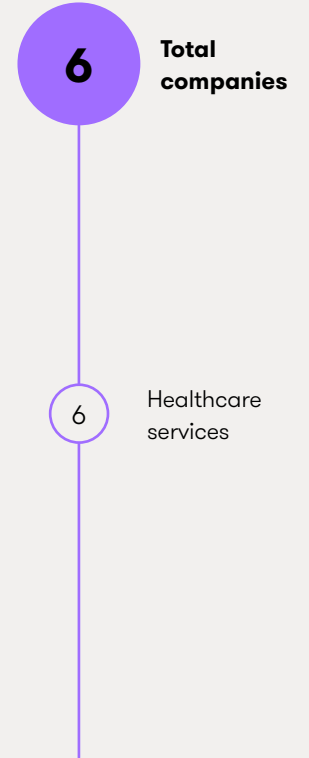


Private healthcare

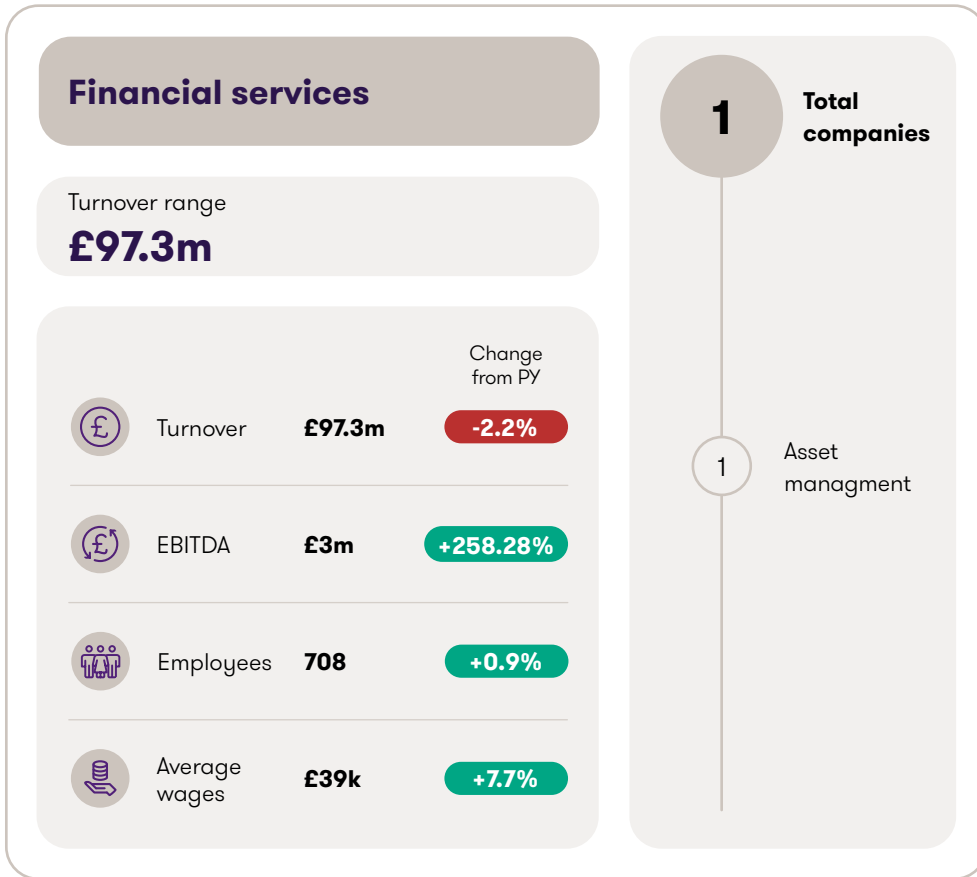
Turnover range

£48.7m - £4bn

			Change from PY
	Turnover	£4.5bn	+6.5%
	EBITDA	£497m	+6.5%
	Employees	49,891	+2.3%
	Average wages	£31k	+6.2%



Sector breakdown



Fastest growing businesses by turnover growth

We review the top 25 businesses in the region based on turnover growth over a 3-year period.

01 - 15

- 01 PLATA FINANCE LIMITED
- 02 UHS ESTATES LIMITED
- 03 MALLING HEALTH LIMITED
- 04 NATURETREK LIMITED
- 05 BEAT THE STREET (UK) LIMITED
- 06 CLIPPER VENTURES HOLDINGS PLC
- 07 PREMIER MARINAS LIMITED
- 08 SALTUS FINANCIAL PLANNING LIMITED
- 09 JUST DEVELOP IT LIMITED
- 10 ENVISAGE DENTAL UK LIMITED
- 11 IGLU.COM LIMITED
- 12 R W ARMSTRONG HOLDINGS LIMITED
- 13 COVELYA GROUP LIMITED
- 14 BD-C INCLINE MIDCO LIMITED
- 15 BARGATE HOMES LIMITED

16 - 25

- 16 QUBA SOLUTIONS LIMITED
- 17 CONSTELLATION AUTOMOTIVE HOLDINGS LIMITED
- 18 BRIDGWATER BROS.HOLDINGS LIMITED
- 19 HARTFORD CARE (5) LIMITED
- 20 SYMETRICA LIMITED
- 21 FAWLEY WATERSIDE LIMITED
- 22 BPG SOLUTIONS LTD
- 23 BENIFEX LIMITED
- 24 THE SILVER CRANE COMPANY LIMITED
- 25 CONNEXION TECHNOLOGIES LIMITED

Fastest growing by average EBITDA margin

We also look at the 25 fastest growing businesses with the highest EBITDA (earnings before interest, tax, depreciation and amortization) CAGR growth percentage as per their latest accounts (over a 3-year period), whereby the latest year EBITDA is greater than £1 million.

01 - 15

- 01 NATURETREK LIMITED
- 02 KFD HOLDINGS LIMITED
- 03 BD-C INCLINE MIDCO LIMITED
- 04 SYMETRICA LIMITED
- 05 AT JONES HOLDINGS LIMITED
- 06 PRODIGI GROUP LIMITED
- 07 REEVOO LIMITED
- 08 ARLINGTON FLEET GROUP LIMITED
- 09 MALLING HEALTH LIMITED
- 10 TMW HOLDINGS LIMITED
- 11 MOUS PRODUCTS LTD
- 12 CONSTELLATION AUTOMOTIVE HOLDINGS LIMITED
- 13 ALL SEASONS HIRE LIMITED
- 14 THE UNIVERSITY OF SOUTHAMPTON SCIENCE PARK LIMITED

16 - 25

- 15 VENTILATING EQUIPMENT SUPPLY HOLDINGS LTD
- 16 ACCURACY INTERNATIONAL LIMITED
- 17 CLIPPER VENTURES HOLDINGS PLC
- 18 PLATA FINANCE LIMITED
- 19 FAWLEY WATERSIDE LIMITED
- 20 BEAT THE STREET (UK) LIMITED
- 21 BENIFEX LIMITED
- 22 CRESCENT PHARMACEUTICALS LIMITED
- 23 ROSY TOPCO LIMITED
- 24 THE SILVER CRANE COMPANY LIMITED
- 25 HARTFORD CARE (5) LIMITED

International contributors

International companies are significant contributors to the overall health of Hampshire's economy. This year we're shining a spotlight on the 25 largest subsidiaries of internationally owned companies by turnover in the county.

01 - 15

- 01 ESSO PETROLEUM COMPANY,LIMITED
- 02 BMW (UK) LIMITED
- 03 IBM UNITED KINGDOM LIMITED
- 04 TD SYNEX UK LIMITED
- 05 COOPERVISION INTERNATIONAL LIMITED
- 06 BAM NUTTALL LIMITED
- 07 GARMIN (EUROPE) LIMITED
- 08 LENOVO TECHNOLOGY (UNITED KINGDOM) LIMITED
- 09 ELI LILLY AND COMPANY LIMITED
- 10 MICHELDEVER TYRE SERVICES LIMITED
- 11 LE CREUSET HOLDING LIMITED
- 12 SIEMENS PLC
- 13 PRYSMIAN CABLES & SYSTEMS LIMITED
- 14 ELIS UK LIMITED

16 - 25

- 15 KINTO UK LIMITED
- 16 FYFFES GROUP LIMITED
- 17 ELANCO UK AH LIMITED
- 18 LOCKHEED MARTIN UK LIMITED
- 19 ZURICH UK GENERAL SERVICES LIMITED
- 20 FLUOR LIMITED
- 21 C.L.C. CONTRACTORS LIMITED
- 22 DE LA RUE LIMITED
- 23 HOTELPLAN (U.K. GROUP) LIMITED
- 24 TW METALS LIMITED
- 25 HPREF II CONRAD UK INVESTMENTS LIMITED

Total turnover

£32.6bn



USA



Japan



Germany



Cayman Islands



Switzerland



Italy



Netherlands



France



Hong Kong



Luxembourg

About Grant Thornton

What does a business need now?
An adviser that offers a different
experience. A better experience.
One that delivers technical expertise
and a service that goes beyond.
Personal, proactive, and agile.

That's Grant Thornton.

We are the UK member firm of a global network that employs 76,000 people in 150 countries. We combine global scale with local insight and understanding to give you the assurance, tax, and advisory services you need to realise your ambitions.

We go beyond business as usual, so you can too. We make business more personal by investing in building relationships.

Whether you're growing in one market or many, you consistently get a great service you can trust. We work at a pace that matters – yours – bringing both flexibility and rigour. We celebrate fresh thinking and diverse perspectives to bring you proactive insights and positive progress.

5,000+

UK employees

200+

UK partners

150+

Markets

23

UK offices

HAMPSHIRE LTD.

Meet our team



Norman Armstrong

Audit Partner

T +44 (0)238 038 1114

E norman.armstrong@uk.gt.com



Katie Cheale

Audit Director

T +44 (0)238 038 1218

E katie.m.cheele@uk.gt.com



Mike Cooper

Corporate Tax Director

T +44 (0)238 038 1132

E michael.cooper@uk.gt.com



Matthew Hicken

Audit Director

T +44 (0)238 038 1216

E matthew.j.hicken@uk.gt.com



Amanda James

Audit Director

T +44 (0)238 038 1168

E amanda.j.james@uk.gt.com



Nigel Le Bas

Corporate Finance Director

T +44 (0)238 038 1172

E nigel.le.bas@uk.gt.com



Tom Rodwell

Private Tax Director

T +44 (0)238 038 1161

E tom.i.rodwell@uk.gt.com



David Willott

Tax Partner

T +44 (0)186 579 9891

E david.j.willott@uk.gt.com

© 2026 Grant Thornton UK LLP and Grant Thornton UK Advisory & Tax LLP. All rights reserved.

“Grant Thornton” refers to the brand under which the Grant Thornton member firms provide assurance, tax and advisory services to their clients and/or refers to one or more member firms, as the context requires. Grant Thornton UK LLP and Grant Thornton UK Advisory & Tax LLP are member firms of Grant Thornton International Ltd (GTIL). GTIL and the member firms are not a worldwide partnership. GTIL and each member firm is a separate legal entity. Services are delivered by the member firms. GTIL does not provide services to clients. GTIL and its member firms are not agents of, and do not obligate, one another and are not liable for one another’s acts or omissions. This publication has been prepared only as a guide. No responsibility is accepted by us for loss occasioned to any person acting or refraining from acting as a result of any material in this publication. DTSK-13102

