



# Growing healthy communities

The Health and Wellbeing Index Autumn 2015

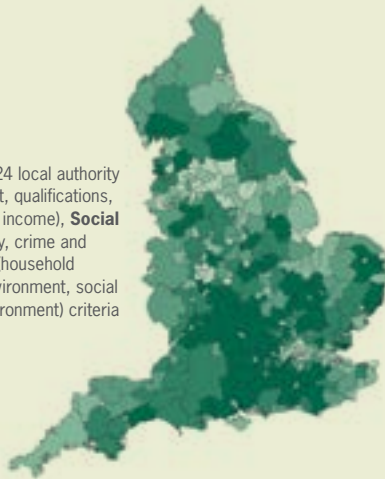
 #HWBI

## Mapping health determinants and outcomes:

### Health determinants

- Very favourable
- Favourable
- Average
- Unfavourable
- Very unfavourable

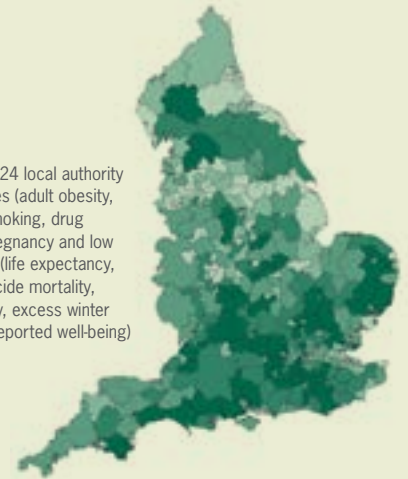
Based on a composite score for all 324 local authority districts on **Economic** (unemployment, qualifications, childhood education, occupations and income), **Social** (deprivation, child poverty, fuel poverty, crime and social cohesion) and **Environmental** (household occupancy (overcrowding), natural environment, social housing, homelessness and living environment) criteria



### Health outcomes

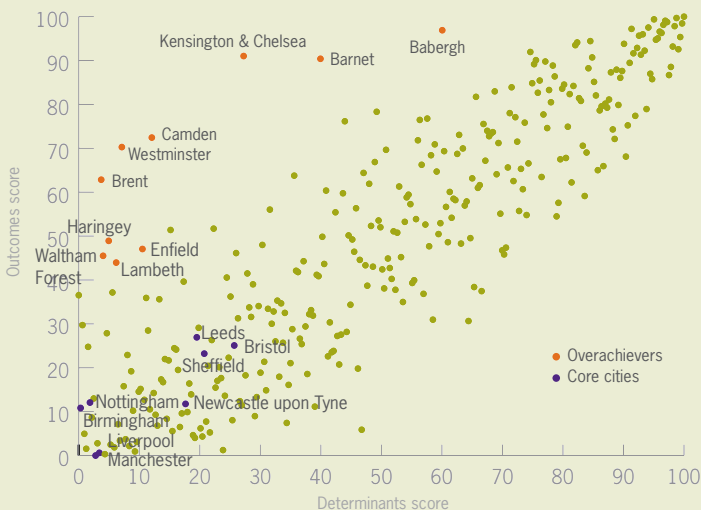
- Very favourable
- Favourable
- Average
- Unfavourable
- Very unfavourable

Based on a composite score for all 324 local authority districts on **Healthy lifestyles** proxies (adult obesity, child obesity, sports participation, smoking, drug misuse, binge drinking, under-age pregnancy and low birth weight) and **Health conditions** (life expectancy, infant mortality, cancer mortality, suicide mortality, circulatory mortality, alcohol mortality, excess winter deaths, hip fractures, diabetes, self-reported well-being)



## Further analysis shows:

**There is a high correlation that shows health determinants and outcomes are linked**



**While determinants influence outcomes, it is possible for areas to 'buck the trend'**

Top 10 over-achievers	Determinants rank	Outcomes rank
1 Kensington & Chelsea	236	30
2 Westminster	301	97
3 Camden	285	90
4 Brent	312	121
5 Barnet	195	32
6 Haringey	308	166
7 Waltham Forest	311	177
8 Lambeth	304	182
9 Babergh	130	11
10 Enfield	290	172



A large scale of inequality across the country



Geographically close areas can have very different health determinants



Local NHS organisations are responding to an environment they don't influence



There is a need for local place-based approach to tackle health determinants and impact health outcomes

With the Health & Social Care Act 2012, Better Care Fund, NHS Five Year Forward View and devolution agenda, the structural environment to work collaboratively across the public sector has never been stronger



There's opportunity to learn from 'places like us' but they may not be next door



### The top 5 determinants that influence health outcomes

- 1 Child poverty
- 2 Deprivation
- 3 Unemployment
- 4 Childhood education
- 5 Social cohesion





The purpose of this report is to help stakeholders – NHS providers and clinical commissioning groups (CCGs), local authorities, health and social care providers, housing associations, fire authorities and the police – to improve collaboration through a better understanding of the correlation between the economic, social and environmental health determinants and health outcomes within their locality. This includes enabling joint health and wellbeing strategies to be better targeted on actions that will make a difference.

The index, based on league tables that assess 33 key health determinants and outcomes at local authority district level, provides a coherent national story on health and wellbeing for England and also reveals ‘outliers’. These are particular areas that perform better than their health determinants would suggest. More specifically, the national data allows segmentation, revealing areas with similar health determinants, but better outcomes and underscores again the need to work in collaboration, if there is an opportunity to learn from ‘others like us’.

### Key questions to support improved collaborative outcomes in your local health economy

- 1 What do you currently know about the determinants of good health, and the health outcomes in your health area? Is the information being shared across all partners and used effectively to plan integrated services?
- 2 Are these consistent with the Joint Strategic Needs Assessment and are resources being targeted to improve the determinates and outcomes and are they effective in making a difference?
- 3 Does your joint health and wellbeing strategy clearly set out how health determinants and outcomes will be improved?
- 4 What resources are being devoted to preventative measures within the health economy? Is the right balance being struck about the short term versus long-term benefits of spending decisions?
- 5 Where does your geographic influence really extend to? It is necessary to consider not just the impact of factors within your organisation’s statutory boundaries, but those within your partner organisations as well. These will influence outcomes in any plans you implement together.
- 6 Who is in your health economy and what assets do they already hold? Where are they? With looming deficits a concern it will be important to utilise existing infrastructure to its full potential. Preventive measures often don’t require state of the art technology and brand new facilities, but they do require co-ordinated effort and smooth logistics.
- 7 When agreeing new care models with partners in the local health economy are you communicating honestly? Are you thinking in the short-term or for the long-term?

### How can we help?

- Helping public sector stakeholders to:
  - navigate the wealth of data
  - agree strategic priorities
  - make effective decisions based on local needs
- Provide an independent evidence base to help build trust between different collaborating groups
- Provide health organisations with an insight into some of the tools and information available to local authorities that more traditionally and readily have a place-based approach to service delivery

### About us

Grant Thornton UK LLP provides independent assurance, tax and advisory services to over 40,000 public interest entities, privately owned and publicly listed businesses and individuals.

Proactive teams, led by approachable partners, help our clients to find solutions, by using insights, experience and instinct to provide meaningful, forward-thinking advice.

Grant Thornton has a well-established market in the public sector and has been working with local authorities for over 30 years. We are the largest supplier of assurance to local authorities and the NHS. We also audit local authorities in Wales and Scotland via framework contracts with Audit Scotland and the Wales Audit Office.

Our Place Analytics team provides a market leading analytical and advisory service. The team helps clients across the public and private sectors to understand better the places, economies and markets in which they operate and the people that they serve.

### Contact us

The full report can be downloaded at: <http://bit.ly/GHC-HWBI>. To request a hard copy, or a bespoke report profiling your area’s health determinants and outcomes, please contact one of our team:

**Phillip Woolley**  
Partner  
T 0161 953 6430  
E [phillip.woolley@uk.gt.com](mailto:phillip.woolley@uk.gt.com)

**James Cook**  
Head of Commissioning  
T 0121 232 5343  
E [james.a.cook@uk.gt.com](mailto:james.a.cook@uk.gt.com)

**Paul Dossett**  
Head of Local Government  
T 020 7728 3180  
E [paul.dossett@uk.gt.com](mailto:paul.dossett@uk.gt.com)

**Mark Stocks**  
Head of NHS Providers  
T 0121 232 5437  
E [mark.c.stocks@uk.gt.com](mailto:mark.c.stocks@uk.gt.com)