

Sussex LTD.

2025



SUSSEX LIMITED

Contents



SUSSEX LIMITED

Foreword

We are delighted to present our second Sussex LTD report which offers a comprehensive analysis of the county's top private businesses. Sussex's business landscape in 2025 is defined by resilience, innovation, and a remarkable breadth of achievement, qualities that shine through in this year's report.

This year, we take a look at Sussex's 100 largest privately owned companies delivering a combined turnover of £6.2 billion, marking a 14.5% increase from the previous year. The region's businesses have also grown their total EBITDA to £498 million, with average remuneration rising by over 5% to £40,000 per employee. These figures are not just numbers, they represent the collective ambition and hard work of nearly 23,000 employees across the county, and a business community that continues to outperform expectations.

The Sussex business community is as diverse as it is dynamic. At its heart are two powerhouse sectors: manufacturing, which accounts for 37% of total turnover (£2.3 billion), and the consumer sector, contributing 29% (£1.8 billion). These sectors are the engines of Sussex's economy, driving growth, creating jobs, and underpinning the county's reputation as a centre for excellence and enterprise. Consumer alone employs nearly 9,400 people, while the manufacturing sector supports just over 4,000 jobs, reflecting the scale and impact of these industries on local communities.

Brighton and Crawley stand out as the leading business hubs in Sussex. Brighton leads the way with 15 businesses featured in the top 100, showcasing the city's vibrant entrepreneurial spirit. Crawley, meanwhile, boasts 14 businesses on the list and claims the highest total turnover of any Sussex town at £822 million, a testament to its status as a commercial powerhouse within the county.

This year's report also celebrates the top 15 largest international subsidiaries of internationally owned companies by turnover. These businesses collectively generated over £3.7bn in turnover.

Congratulations to every business featured in this year's report. Your innovation, commitment, and leadership are the driving forces behind Sussex's continued success and its growing influence on the wider UK economy.



Martin Verrall
Partner
Grant Thornton



SUSSEX LIMITED

About

Now in its second year, Sussex Limited is part of an annual series of business analysis by UK county which seeks to highlight and celebrate some of the county's most successful, privately owned businesses, and provide them with the recognition they deserve for their contribution to the region and wider UK economy.

New for 2025, we begin this report by reviewing the county's 100 largest privately owned companies, based upon turnover, providing an insight into the scale of Sussex's privately owned and PE-backed business community.

As covered in our last report, in analysing the financial performance of the region, we have also looked at two core metrics over three years:

- growth in turnover; and
- average EBITDA (earnings before interest, depreciation and amortisation) margin.

We have chosen to look at these two metrics as they provide an indication of scale of the businesses in the region as well as the contribution to the economy. The report highlights the top 25 within each category, providing a yardstick against which the county can assess its economic performance and businesses can benchmark themselves against their peers.

Finally, we look at Sussex's largest international businesses who are significant contributors to the local economy.

Our methodology explained

Sussex Limited 2025 is compiled using the most recent publicly available accounts (as of 8th July 2025) of Sussex's private businesses.

The report excludes companies that are listed, owned by listed businesses, schools, trusts, charities, and businesses that are subsidiaries of overseas companies. We have also compared our data with prior year results to provide an insight into economic trends across sectors.

Inevitably, there is an unavoidable time delay between the availability of data utilised and the ultimate presentation of this report, alongside differing year-ends to consider.

SUSSEX LTD.

At a glance

Turnover range

**£9.8m -
£628m**



Fixed assets
£2.2bn

↑ **+3.4%**
from PY



Employees
22,892

↑ **+10.2%**
from PY



Turnover
£6.2bn

↑ **+14.5%**
from PY



Long-term debt
£987m

↓ **-4.9%**
from PY



Average remuneration
£40k

↑ **+5.3%**
from PY



EBITDA
£498m

↑ **+9%**
from PY



Shareholder funds
£2.5bn

↑ **+10.8%**
from PY

Top 100 companies

Our Top 100 list is compiled using the most recent publicly available accounts as at 8th July 2025 and is based on those businesses which are both owned and managed within the county.

01 - 20

- 01 WJH HOLDINGS LIMITED
- 02 A J WALTER AVIATION LIMITED
- 03 THE LITTLE GROUP LIMITED
- 04 AVTRADE HOLDINGS LIMITED
- 05 NETWORK AVIATION GROUP LTD
- 06 C.BREWER & SONS LIMITED
- 07 MPB GROUP LIMITED
- 08 BARTHOLOMEWS (HOLDINGS) LIMITED
- 09 GOODWOOD ESTATE COMPANY LIMITED(THE)
- 10 WAREMOSS LIMITED
- 11 ST LEONARDS MOTORS (HOLDINGS) LIMITED
- 12 M R STEPHENSON LIMITED
- 13 TATES OF SUSSEX LIMITED
- 14 MOONLIGHT TOPCO LIMITED
- 15 TLC (SOUTHERN) LIMITED
- 16 J.H. & F.W.GREEN LIMITED
- 17 THE SHORE GRP HOLDINGS LIMITED
- 18 STORRINGTON EQUITYCO LIMITED
- 19 AEROTRON GROUP (HOLDINGS) LIMITED
- 20 WILLIAM REED GROUP LTD

21 - 40

- 21 HEALTH PARTNERS GROUP LIMITED
- 22 RADII PLANET GROUP LIMITED
- 23 NEILSON ACTIVE HOLIDAYS GROUP LIMITED
- 24 GEW UV HOLDINGS LIMITED
- 25 AMPITO GROUP LLP
- 26 RIPLEY GROUP LIMITED
- 27 MCGREGOR BOYALL ASSOCIATES LIMITED
- 28 COALBROOK INVESTMENTS LIMITED
- 29 FOWLE & CO LIMITED
- 30 KURO HEALTH LIMITED
- 31 DMH STALLARD LLP
- 32 PRIME EDUCATION AND TRAINING LTD
- 33 CRAWLEY DOWN HOLDINGS LTD
- 34 GILES W. PRITCHARD-GORDON & CO. LIMITED
- 35 TRIANGLE FIRE GROUP LIMITED
- 36 ADELPHI HOLDINGS LIMITED
- 37 REGENT EXHIBITIONS LIMITED
- 38 JEMPSONS GROUP HOLDINGS LIMITED
- 39 ROC HOLDINGS LIMITED
- 40 BEARDWELL HOLDINGS LIMITED

41 - 60

- 41 EMC GROUP HOLDINGS LIMITED
- 42 WELLCOMBE GROUP LTD
- 43 HOME BUYERS UK LIMITED
- 44 M.D.J. LIGHT BROTHERS (SCRAP PROCESSERS) LIMITED
- 45 ASHTONS GROUP HOLDINGS LIMITED
- 46 AMBIO CAPITAL LIMITED
- 47 PURE GENIUS HOLDINGS LIMITED
- 48 TNC GROUP HOLDINGS LIMITED
- 49 MEDICAL CLINICS LIMITED
- 50 MARSHALL-TUFFLEX LIMITED
- 51 SOFAS & STUFF LIMITED
- 52 SELECT SCHOOL TRAVEL LIMITED
- 53 HARVEY & SON (LEWES) LIMITED
- 54 FFTF HOLDINGS LTD
- 55 FARPLANTS GROUP LIMITED
- 56 OWEN CONTRACTORS HOLDINGS LIMITED
- 57 GARDNER & SCARDIFIELD LIMITED
- 58 BOOKER & BEST LIMITED
- 59 PUMA HERITAGE LIMITED
- 60 STORE PROPERTY HOLDINGS LIMITED

SUSSEX LTD.

Top 100 companies

61 - 80

- 61 ANYTHING IS POSSIBLE MEDIA LIMITED
- 62 SAFEGUARD HOLDINGS LIMITED
- 63 PAINE MANWARING GROUP LIMITED
- 64 ITAD (2015) LIMITED
- 65 GRINTERLEY LIMITED
- 66 CORDEK HOLDINGS LIMITED
- 67 OSSL GLOBAL LIMITED
- 68 OLDHAM SEALS GROUP LIMITED
- 69 SOUTHERN CRANES & ACCESS LTD
- 70 ANTI-GRAFFITI SYSTEMS LIMITED
- 71 ROJA PARFUMS HOLDINGS II LIMITED
- 72 DRAIN LINE SOUTHERN LIMITED
- 73 ASHTON HEALTHCARE GROUP LTD
- 74 VERITEK GLOBAL HOLDINGS LIMITED
- 75 SOUTHERN SHEETING SUPPLIES LTD
- 76 CUSTOM HEALTHCARE LIMITED
- 77 NICHOLLS COUNTRYSIDE CONSTRUCTION LIMITED
- 78 VOYAGER TOPCO LIMITED
- 79 HSH HOTELS (2017) LIMITED
- 80 TRANSVALAIR (U.K.) LIMITED





81 - 100

- 81 REWARD CLOUD LIMITED
- 82 HOMEWISE LIMITED
- 83 ALLAERO LIMITED
- 84 THEAKLEN GROUP LIMITED
- 85 IDEAL GROUP HOLDINGS LIMITED
- 86 LYONS GROUP HOLDINGS LIMITED
- 87 BLOC HOTEL GROUP LIMITED
- 88 VW HERITAGE HOLDINGS LIMITED
- 89 SWEEPTECH ENVIRONMENTAL SERVICES LTD
- 90 7THSENSE HOLDINGS LIMITED
- 91 NT HOLDINGS LIMITED
- 92 G & G FOOD SUPPLIES LIMITED
- 93 THINK BETTER GROUP LIMITED
- 94 C.P.J. FIELD & CO. LIMITED
- 95 RABBIT WASTE MANAGEMENT LIMITED
- 96 ESCHMANN INVESTMENTS LTD
- 97 SOUTH CLIFF LIMITED
- 98 GREAT WATER PROPERTIES LIMITED
- 99 RBW CONSULTING GROUP LIMITED
- 100 POLLARDS NURSERIES LIMITED

Sector breakdown

Manufacturing and industrial

Turnover range
£10.4m - £628m





	Turnover	£2.3bn	Change from PY +17.2%
	EBITDA	£148m	-17.1%
	Employees	4,049	+13.3%
	Average wages	£45k	+4.5%

23 Total companies

- 7 Manufacturing
- 4 Aerospace
- 3 Automotive
- 3 Energy and environment
- 3 Other
- 2 Construction
- 1 Mining

Consumer

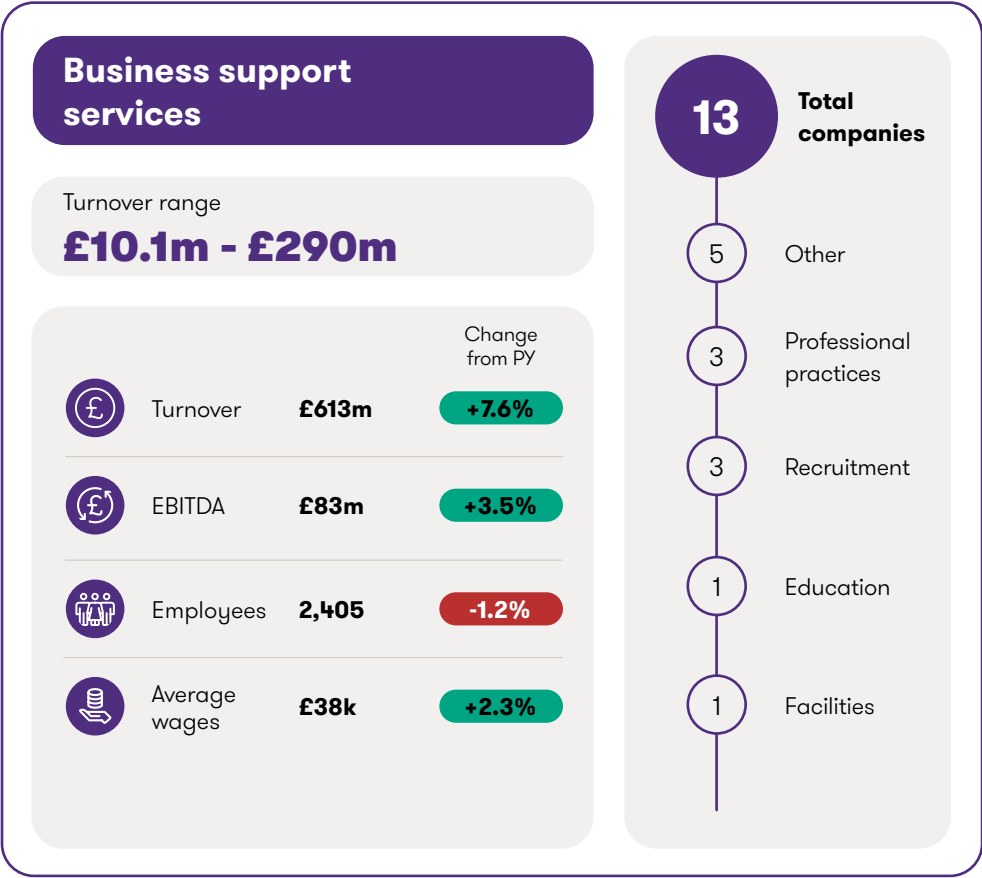
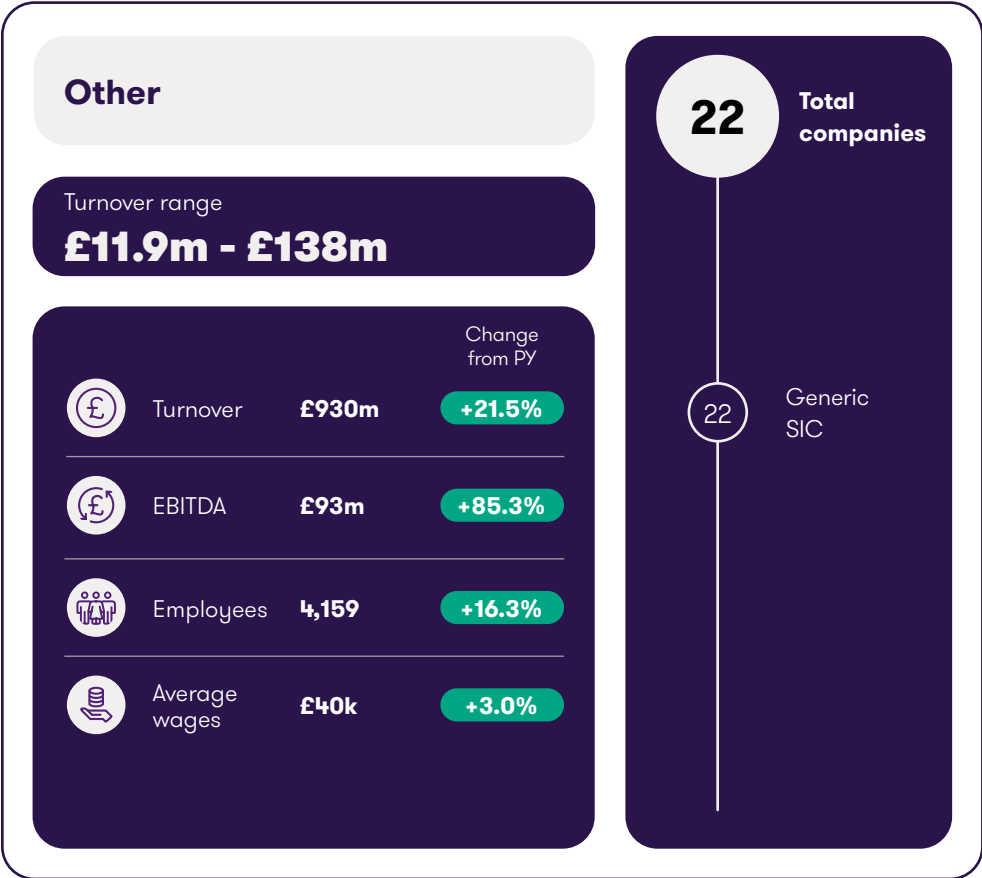
Turnover range
£9.8m - £489m

	Turnover	£1.8bn	Change from PY +7.3%
	EBITDA	£94m	+3.3%
	Employees	9,396	+8.2%
	Average wages	£27k	+6.5%

20 Total companies

- 8 Retail
- 5 Other
- 4 Leisure
- 3 Food and beverage

Sector breakdown



Sector breakdown

Real estate and construction

Turnover range

£10.8m - £40.4m



Turnover

£279m

Change
from PY

+30.6%



EBITDA

£39m

+29.6%



Employees

900

+2.2%



Average
wages

£43k

+18.2%

12

Total
companies

8

Construction

4

Real estate

Technology, media and telecomms

Turnover range

£12m - £66.3m



Turnover

£150m

Change
from PY

+13.6%



EBITDA

£12m

-0.7%



Employees

289

+7.4%



Average
wages

£63k

+19.6%

5

Total
companies

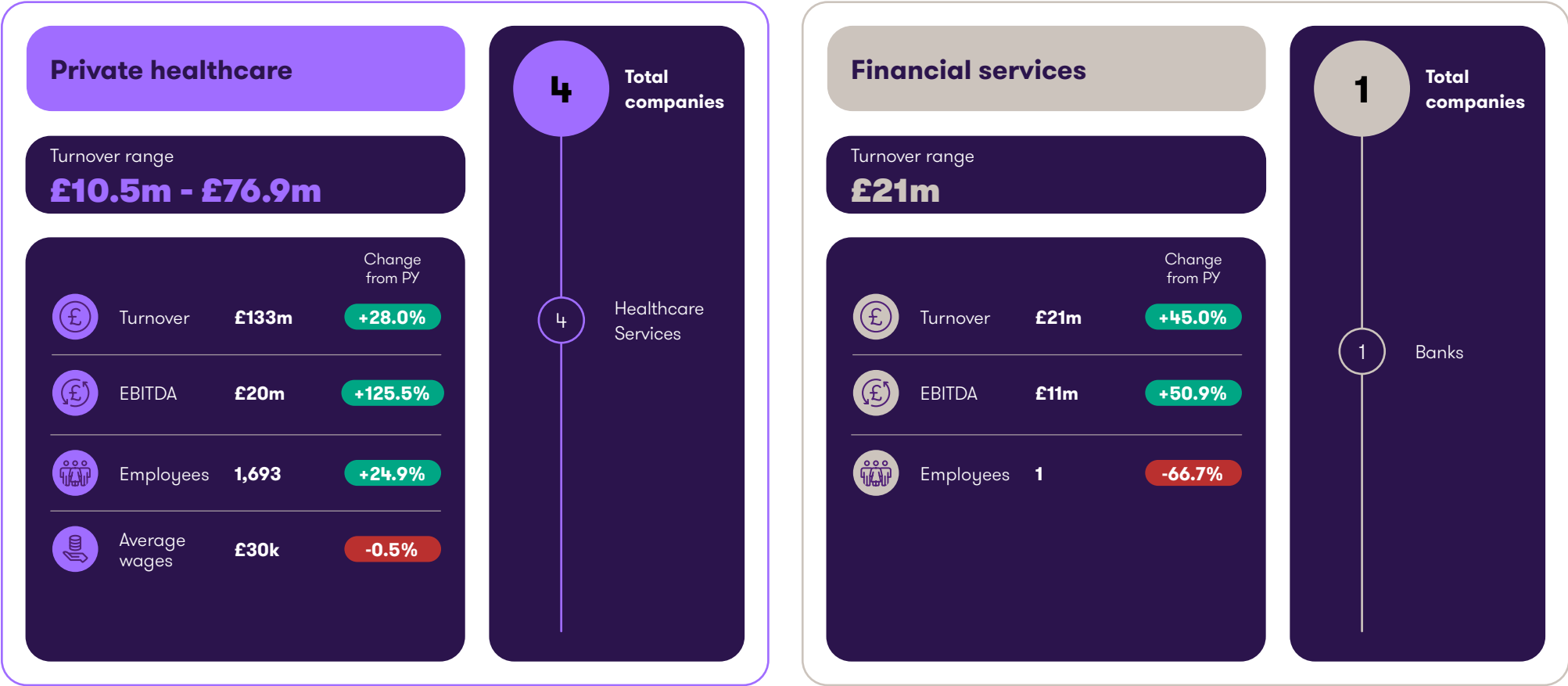
3

Technology

2

Media

Sector breakdown



Top 25 businesses by turnover growth

We review the top 25 businesses in the region based on turnover growth over a three year period.

01 - 15

- 01 BLOC HOTEL GROUP LIMITED
- 02 REGENT EXHIBITIONS LIMITED
- 03 SELECT SCHOOL TRAVEL LIMITED
- 04 NEILSON ACTIVE HOLIDAYS GROUP LIMITED
- 05 GOODWOOD ESTATE COMPANY LIMITED(THE)
- 06 HEALTH PARTNERS GROUP LIMITED
- 07 ASHTON HEALTHCARE GROUP LTD
- 08 CRAWLEY DOWN HOLDINGS LTD
- 09 A J WALTER AVIATION LIMITED
- 10 M R STEPHENSON LIMITED
- 11 VOYAGER TOPCO LIMITED
- 12 AVTRADE HOLDINGS LIMITED
- 13 BEARDWELL HOLDINGS LIMITED
- 14 WILLIAM REED GROUP LTD
- 15 SOFAS & STUFF LIMITED

16 - 25

- 16 AMBIO CAPITAL LIMITED
- 17 PUMA HERITAGE LIMITED
- 18 HARVEY & SON (LEWES) LIMITED
- 19 E & B GROUP LIMITED
- 20 ASHTON LODGE (SUNBURY) LTD
- 21 AEROTRON GROUP (HOLDINGS) LIMITED
- 22 PRIME EDUCATION AND TRAINING LTD
- 23 WELLCOMBE GROUP LTD
- 24 OLDHAM SEALS GROUP LIMITED
- 25 BRITISH ENSIGN GOLF LTD.

Top 25 businesses average EBITDA margin

We also look at the 25 fastest growing businesses with the highest EBITDA CAGR growth percentage as per their latest accounts (over a three-year period), whereby the latest year EBITDA is greater than £1m.

01 - 15

- 01 SELECT SCHOOL TRAVEL LIMITED
- 02 BRITISH ENSIGN GOLF LTD.
- 03 AVTRADE HOLDINGS LIMITED
- 04 BEARDWELL HOLDINGS LIMITED
- 05 ROJA PARFUMS HOLDINGS II LIMITED
- 06 OLDHAM SEALS GROUP LIMITED
- 07 WILLIAM REED GROUP LTD
- 08 RUSTINGTON HOLDINGS LIMITED
- 09 ASHTON HEALTHCARE GROUP LTD
- 10 ANTI-GRAFFITI SYSTEMS LIMITED
- 11 M R STEPHENSON LIMITED
- 12 GILES W. PRITCHARD-GORDON & CO. LIMITED
- 13 WELLCOMBE GROUP LTD
- 14 HSH HOTELS (2017) LIMITED
- 15 PUMA HERITAGE LIMITED

16 - 25

- 16 SOUTHERN CRANES & ACCESS LTD
- 17 E & B GROUP LIMITED
- 18 ESCHMANN INVESTMENTS LTD
- 19 HEALTH PARTNERS GROUP LIMITED
- 20 STORE PROPERTY HOLDINGS LIMITED
- 21 ADELPHI HOLDINGS LIMITED
- 22 GRINTERLEY LIMITED
- 23 SOFAS & STUFF LIMITED
- 24 KURO HEALTH LIMITED
- 25 TNC GROUP HOLDINGS LIMITED

International contributors

This year we're shining a spotlight on the 15 largest subsidiaries of internationally owned companies by turnover in the county as they play a key role in the Sussex economy.

01 - 15

- 01 SCHLUMBERGER UK LIMITED
- 02 CHAPMAN FREEBORN HOLDINGS LIMITED
- 03 RIVERSTONE HOLDINGS LIMITED
- 04 B & W GROUP LTD
- 05 SG GLOBAL TOPCO LIMITED
- 06 J C C LIGHTING HOLDINGS LIMITED
- 07 CGG SERVICES (UK) LIMITED
- 08 BOUSTEAD INTERNATIONAL HEATERS LIMITED
- 09 NORDMANN UK GROUP HOLDINGS LTD
- 10 START SPELLMAN HOLDINGS LIMITED
- 11 JABLITE GROUP LIMITED
- 12 AVALARA EU HOLDINGS UK LIMITED
- 13 INTELLIGENT REPAIR SOLUTIONS UK LIMITED
- 14 SMALLWORLD ACCESSORIES HOLDINGS LIMITED
- 15 RADCO LIMITED

Total turnover

£3.7bn



Curaçao



Germany



Ireland



Norway



Cayman Islands



Luxembourg



USA



Taiwan



France



Italy



Singapore

About Grant Thornton

What does a business need now?
An adviser that offers a different
experience. A better experience.
One that delivers technical expertise
and a service that goes beyond.
Personal, proactive, and agile.

That's Grant Thornton.

We are the UK member firm of a global network that employs 76,000 people in over 150 markets. We combine global scale with local insight and understanding to give you the assurance, tax, and advisory services you need to realise your ambitions.

We go beyond business as usual, so you can too. We make business more personal by investing in building relationships.

Whether you're growing in one market or many, you consistently get a great service you can trust. We work at a pace that matters – yours – bringing both flexibility and rigour. We celebrate fresh thinking and diverse perspectives to bring you proactive insights and positive progress.

5,000+

UK employees

200+

UK partners

150+

Markets

23

UK offices



SUSSEX LTD.

Meet our team



Julian Ayling-Rouse

Director

T +44 (0)1293 554 143

E julian.ayling-rouse@uk.gt.com



Heather Boden

Director

T +44 (0)1293 554 137

E heather.c.boden@uk.gt.com



Tatiana Gullan

Director

T +44 (0)1293 583 497

E tatiana.gullan@uk.gt.com



Thomas Harrison

Director

T +44 (0)1293 554 107

E thomas.j.harrison@uk.gt.com



Jon Maile

Audit Partner

T +44 (0)1293 554 034

E jon.maile@uk.gt.com



Jon Oakey

Audit Partner

T +44 (0)1293 554 068

E jon.p.oakey@uk.gt.com



Isabel Thomas

International Tax Director

T +44 (0)1293 554 028

E isabel.r.thomas@uk.gt.com



Martin Verrall

Tax Partner

Gatwick Office Practice Leader

T +44 (0)1293 554 087

E martin.verrall@uk.gt.com

© 2025 Grant Thornton UK LLP and Grant Thornton UK Advisory & Tax LLP. All rights reserved.

'Grant Thornton' refers to the brand under which the Grant Thornton member firms provide assurance, tax and advisory services to their clients and/or refers to one or more member firms, as the context requires. Grant Thornton UK LLP and Grant Thornton UK Advisory & Tax LLP are member firms of Grant Thornton International Ltd (GTIL). GTIL and the member firms are not a worldwide partnership. GTIL and each member firm is a separate legal entity. Services are delivered by the member firms. GTIL does not provide services to clients. GTIL and its member firms are not agents of, and do not obligate, one another and are not liable for one another's acts or omissions. This publication has been prepared only as a guide. No responsibility is accepted by us for loss occasioned to any person acting or refraining from acting as a result of any material in this publication. DTSK-11463

